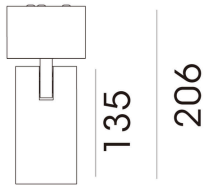




Ø 90



135

206

Ø 70

CARLISLE I CE70135

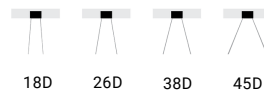
Surface & Suspended Lighting Series

Description

The CARLISLE surface directional spotlight series is designed for precise accent lighting with smooth adjustability and a refined architectural form. Its pivoting cylindrical head allows accurate beam direction, making it ideal for highlighting displays, artwork, and focal points in retail, hospitality, and residential interiors. With a compact surface-mounted design, efficient optics, and controlled glare performance, CARLISLE delivers dependable illumination while maintaining a clean, contemporary ceiling appearance.

Colour

Black/White



18D

26D

38D

45D

TECHNICAL DATA

Light source

Light source: LED COB
 Output (W): 20W
 Color temperature: 3000K/3500K/4000K/5000K
 CRI: ≥90
 Delivered Lumen: 2600lm
 Control : On Off / Dali / 0-10V
 Efficacy: 130lm/W
 Life Time: 50000h
 MacAdam steps: 3
 UGR: <17

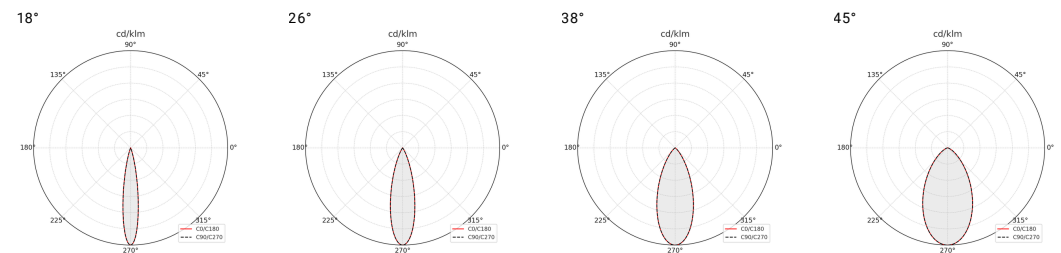
Physical Attributes

TrimType : N/A
 Orientation : Adjustable
 Diameter : 70mm
 Height : 206mm
 Cut-Out : N/A

Electrical Features

Input Voltage : AC220 – 240V
 Driver Type : Built-in

Photometric Distribution Curve



Various technical specifications, colors, and finishes are available upon request.

