



Edenbridge I EE120116

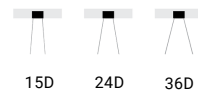
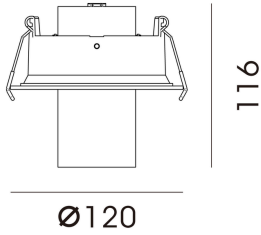
LED Recessed Luminaires

Description

The EDENBRIDGE recessed adjustable downlight series is built for focused lighting, smooth adjustability, and discreet ceiling integration. Its pivoting cylindrical module allows accurate beam aiming, making it ideal for highlighting features, displays, or creating layered ambient effects. With efficient optics, sturdy construction, and a compact recessed form, EDENBRIDGE delivers consistent performance and clean visual comfort across retail, hospitality, and contemporary residential interiors.

Colour

Black/White



TECHNICAL DATA

Light source

Light source: LED COB
 Output (W): 15W
 Color temperature: 3000K/3500K/4000K/5000K
 CRI: ≥ 90
 Delivered Lumen: 1100lm
 Control : On Off / Dali / 0-10V
 Efficacy: 73lm/W
 Life Time: 50000h
 MacAdam steps: 3
 UGR: < 17

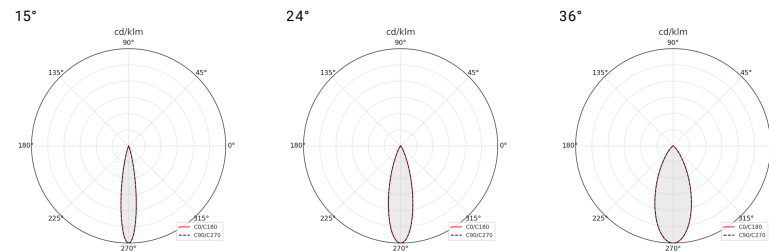
Physical Attributes

TrimType : With Trim
 Orientation : Adjustable
 Diameter : 120mm
 Height : 116mm
 Cut-Out : 110mm

Electrical Features

Input Voltage : AC220 – 240V
 Driver Type : Remote

Photometric Distribution Curve



Various technical specifications, colors, and finishes are available upon request.

